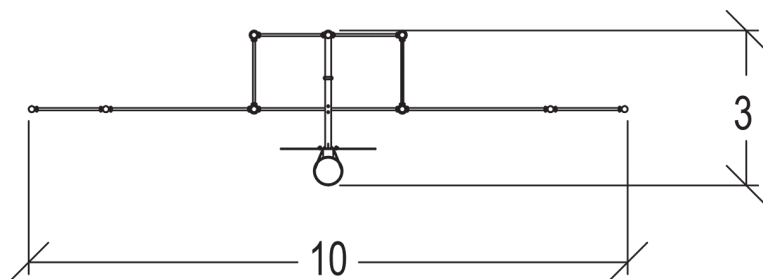





1=10.2m 2=2.61m 3=3.9m



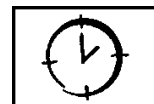
INSTALACIÓN



0.9m³

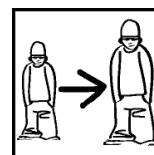


3



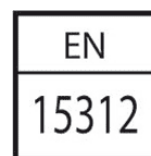
05h00

INFORMACIONES DIVERSAS



6+

CERTIFICACIONES



Peso del juego = 408 kg

Elemento más pesado = 27 kg