



2+



1



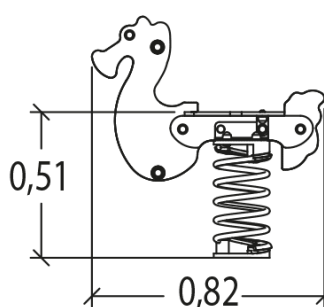
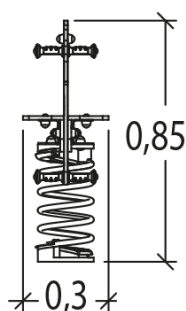
0,6m



1 = 0,81m  
2 = 0,3m  
3 = 0,85m



Discapacidad motriz  
Discapacidad sensorial  
Discapacidad mental



**Funciones Lúdicas : 3**

imaginar



x1

columpiarse



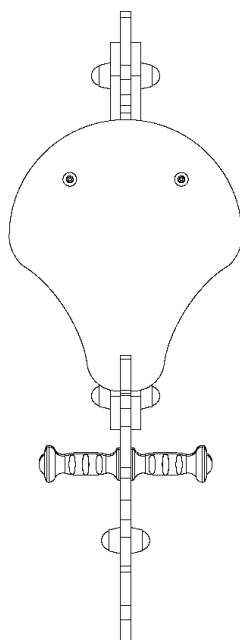
x1

equilibrio





x1

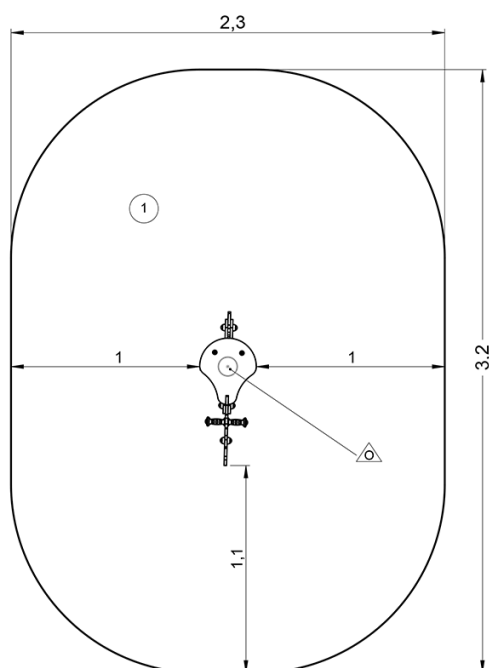
## Elementos constituyentes





## Instalación del equipamiento

Zona de impacto: Superficie de suelo mínima requerida

-  Zona de impacto
-  Espacio libre



1	 0,6m	 6,5m <sup>2</sup>
---	--	---



2



0m<sup>3</sup>



6.5m<sup>2</sup>



25kg



10kg

